

Traffic snapshot

- Total MAHB network of airports (including Istanbul SGIA) registered a of 2.3% passenger traffic decline for May 2018 with 10.4million passenger movements.
- International passengers registered a decline of 0.3% with 4.8million passengers in May, while domestic passengers declined by 3.9% registering 5.6million passengers.
- The decline in passenger traffic for MAHB network of airports was mainly due to a more subdued air travel demand during the Ramadhan fasting season and shift in school holidays in Malaysia.
- On a twelve month basis, 130.2million passengers recorded a growth of 5.6% for the MAHB network.
- Malaysia passenger traffic declined by 3.5% in May 2018. International traffic declined by 0.6% while domestic sector declined by 6.4%.
- klia2 recorded a growth of 2.3% while KLIA Main Terminal declined by 8.2% over May 2017 passenger numbers.
- Istanbul SGIA total passenger traffic grew by 1.5%. International traffic grew by 0.9% while domestic traffic grew by 1.7%.

Passenger Traffic Snapshot ('000), May 2018

Total	2018	2017	% YOY	2018	2017	%YOY	2018	2017	%YOY
	May			Year- to-date			12MT		
KLIA	4,651	4,783	-2.8%	24,725	23,929	3.3%	59,350	55,661	6.6%
International	3,353	3,428	-2.2%	18,093	17,148	5.5%	43,387	39,467	9.9%
ASEAN	1,627	1,645	-1.1%	8,518	8,059	5.7%	20,459	18,392	11.2%
Non-ASEAN	1,726	1,783	-3.2%	9,575	9,089	5.4%	22,928	21,075	8.8%
Domestic	1,297	1,355	-4.2%	6,632	6,782	-2.2%	15,963	16,194	-1.4%
MASB Airports	3,018	3,166	-4.7%	15,619	15,760	-0.9%	37,941	37,550	1.0%
International	607	557	8.9%	3,218	2,708	18.9%	7,522	6,378	17.9%
ASEAN	365	334	9.4%	1,869	1,616	15.7%	4,465	3,918	14.0%
Non-ASEAN	242	223	8.2%	1,349	1,092	23.6%	3,058	2,460	24.3%
Domestic	2,411	2,609	-7.6%	12,401	13,052	-5.0%	30,419	31,172	-2.4%
Total MAHB	7,669	7,949	-3.5%	40,344	39,689	1.6%	97,291	93,210	4.4%
Istanbul SGIA^a	2,733	2,694	1.5%	13,399	11,842	13.1%	32,873	29,730	10.6%
Total MAHB System	10,402	10,643	-2.3%	53,743	51,531	4.3%	130,164	122,941	5.9%

International	2018	2017		2018	2017		2018	2017	
	May		% YOY	Year- to-date		%YOY	LTM		%YOY
KLIA	3,353	3,428	-2.2%	18,093	17,148	5.5%	43,387	39,467	9.9%
ASEAN	1,627	1,645	-1.1%	8,518	8,059	5.7%	20,459	18,392	11.2%
Non-ASEAN	1,726	1,783	-3.2%	9,575	9,089	5.4%	22,928	21,075	8.8%
MASB Airports	607	557	8.9%	3,218	2,708	18.9%	7,522	6,378	17.9%
ASEAN	365	334	9.4%	1,869	1,616	15.7%	4,465	3,918	14.0%
Non-ASEAN	242	223	8.2%	1,349	1,092	23.6%	3,058	2,460	24.3%
Total KLIA & MASB	3,961	3,986	-0.6%	21,311	19,856	7.3%	50,909	45,845	11.0%
ASEAN	1,993	1,979	0.7%	10,387	9,675	7.4%	24,924	22,309	11.7%
Non-ASEAN	1,968	2,007	-1.9%	10,925	10,181	7.3%	25,986	23,535	10.4%
Istanbul SGIA	879	871	0.9%	4,343	3,856	12.6%	10,826	9,615	12.6%
Total MAHB System	4,839	4,856	-0.3%	25,655	23,712	8.2%	61,735	55,460	11.3%

Domestic	2018	2017		2018	2017		2018	2017	
	May		% YOY	Year- to-date		%YOY	LTM		%YOY
KLIA	1,297	1,355	-4.2%	6,632	6,782	-2.2%	15,963	16,194	-1.4%
MASB Airports	2,411	2,609	-7.6%	12,401	13,052	-5.0%	30,419	31,172	-2.4%
Total	3,708	3,963	-6.4%	19,033	19,834	-4.0%	46,382	47,366	-2.1%
Istanbul SGIA	1,854	1,823	1.7%	9,055	7,986	13.4%	22,047	20,115	9.6%
Total MAHB System	5,563	5,787	-3.9%	28,088	27,820	1.0%	68,429	67,481	1.4%

*May is preliminary, where main variations if any lie largely from the non-scheduled or charter flights at domestic airports

**MASB Airports refers to the 38 Malaysian airports other than KLIA/ KUL operated by Malaysia Airports Sdn Bhd.

¹LTM refers to the last twelve months, up to and including the month in question

²Istanbul SGIA is Istanbul Sabiha Gokcen International Airport with the SAW three-letter International Air Transport Association (IATA) code

KLIA Main & klia2 Passenger Traffic Snapshot ('000), May 2018

Airport	2018	2017		2018	2017		2018	2017	
	May		% YOY	Year- to-date		%YOY	LTM		%YOY
KLIA Main Total	2,125	2,314	-8.2%	11,402	11,749	-3.0%	27,940	27,941	-0.004%
International	1,691	1,757	-3.8%	9,268	8,911	4.0%	22,485	20,798	8.1%
ASEAN	699	711	-1.6%	3,596	3,452	4.2%	8,693	7,925	9.7%
Non-ASEAN	992	1,047	-5.2%	5,671	5,459	3.9%	13,792	12,873	7.1%
Domestic	433	557	-22.2%	2,134	2,838	-24.8%	5,455	7,143	-23.6%
klia2 Total	2,526	2,469	2.3%	13,323	12,180	9.4%	31,410	27,719	13.3%
International	1,662	1,671	-0.5%	8,825	8,237	7.1%	20,903	18,668	12.0%
ASEAN	928	934	-0.7%	4,921	4,607	6.8%	11,767	10,466	12.4%
Non-ASEAN	734	737	-0.3%	3,904	3,630	7.6%	9,136	8,202	11.4%
Domestic	864	798	8.2%	4,497	3,943	14.1%	10,507	9,051	16.1%

Aircraft Traffic Snapshot, May 2018

Total	2018	2017	% YOY	2018	2017	%YOY	2018	2017	%YOY
	May			Year- to-date			LTM		
KLIA	32,449	32,020	1.3%	163,943	156,396	4.8%	393,601	366,695	7.3%
MASB Airports	37,104	38,959	-4.8%	189,209	193,852	-2.4%	457,415	461,193	-0.8%
Total	69,553	70,979	-2.0%	353,152	350,248	0.8%	851,016	827,888	2.8%
Istanbul SGIA	18,442	17,919	2.9%	88,339	82,408	7.2%	216,855	214,005	1.3%
Total MAHB System	87,995	88,898	-1.0%	441,491	432,656	2.0%	1,067,871	1,041,893	2.5%

International	2018	2017	% YOY	2018	2017	%YOY	2018	2017	%YOY
	May			Year- to-date			LTM		
KLIA	22,443	22,058	1.7%	113,953	105,719	7.8%	275,151	246,831	11.5%
MASB Airports	5,905	5,260	12.3%	29,904	25,311	18.1%	68,784	60,109	14.4%
Total	28,348	27,318	3.8%	143,857	131,030	9.8%	343,935	306,940	12.1%
Istanbul SGIA	6,615	6,379	3.7%	31,487	29,694	6.0%	78,146	76,931	1.6%
Total MAHB System	34,963	33,697	3.8%	175,344	160,724	9.1%	422,081	383,871	10.0%

Domestic	2018	2017	% YOY	2018	2017	%YOY	2018	2017	%YOY
	May			Year- to-date			LTM		
KLIA	10,006	9,962	0.4%	49,990	50,677	-1.4%	118,450	119,864	-1.2%
MASB Airports	31,199	33,699	-7.4%	159,305	168,541	-5.5%	388,631	401,084	-3.1%
Total	41,205	43,661	-5.6%	209,295	219,218	-4.5%	507,081	520,948	-2.7%
Istanbul SGIA	11,827	11,540	2.5%	56,852	52,714	7.8%	138,709	137,074	1.2%
Total MAHB System	53,032	55,201	-3.9%	266,147	271,932	-2.1%	645,790	658,022	-1.9%

Traffic performance for Malaysia Airports Holdings Berhad's (MAHB) network of airports

MAHB's network of airports (including Istanbul SGIA) recorded 10.4million passengers in May 2018, a decline of 2.3% growth over May 2017. International traffic recorded 4.8million passengers with a year-on-year decline of 0.3% while domestic traffic declined by 3.9% compared to the same period a year ago, recording 5.6million passengers. On a last-twelve-month basis, the total MAHB network of airports registered 5.9% growth with 130.2million passengers over a 12 month period. Overall aircraft movements declined by 1.0% with international movements registering an increase of 3.8% while the domestic movements decreased by 3.9% over May 2017.

On the local front, airports in Malaysia registered 7.7million passengers in May 2018, a decline of 3.5% year-on-year growth over May 2017. International sector recorded 4.0million passengers with a decline of 0.6% while domestic sector recorded 3.7million passengers, a decline of 6.4%. International traffic for ASEAN destinations grew 0.7% to 2.0million passengers whereas non-ASEAN traffic declined by 1.9% with 2.0million passengers. Overall aircraft movements decreased by 2.0%. International aircraft movements grew by 3.8% while domestic aircraft movements decreased by 5.6% over May 2017.

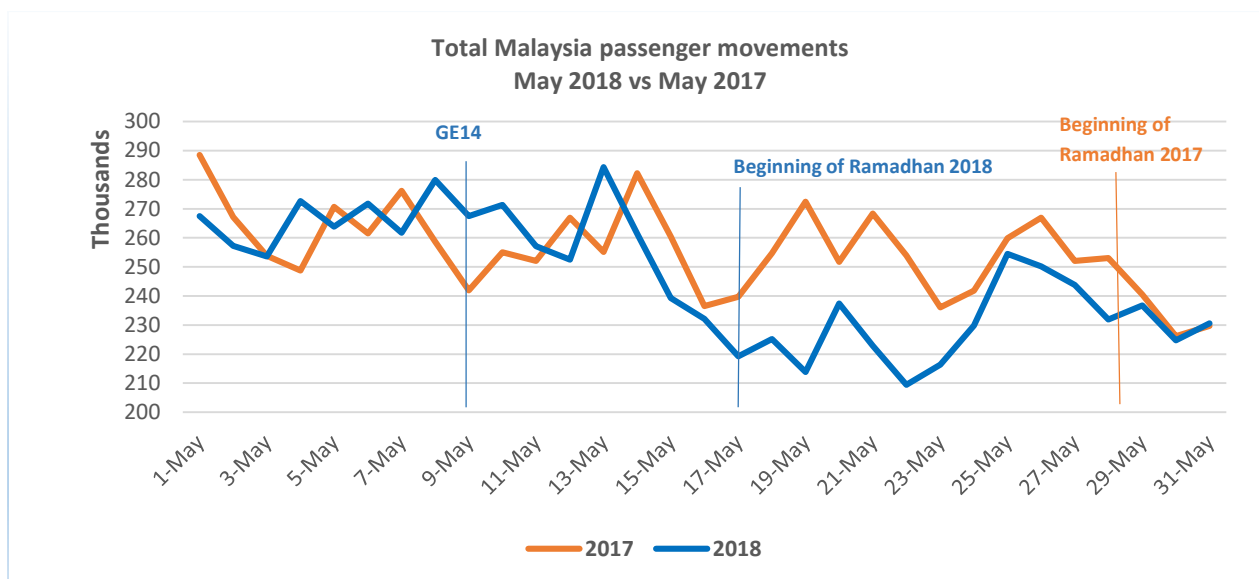
KLIA passenger movements declined by 2.8% over May 2017 with 4.7million passenger movements. A total of 1.6million passengers were recorded for the ASEAN destinations with a decline of 1.1% while 1.7million passengers were recorded for the non-ASEAN destinations, a decline by 3.2%. Domestic sector declined by 4.2% with 1. 3million passengers. The last-twelve-month passenger traffic for KLIA Main Terminal recorded 27.9million passengers, a decline of 0.004% while klia2 increased by 13.3% with 31.4million over the corresponding period last year. Overall aircraft movements at KLIA increased by 1.3% over the same month last year. International aircraft movements at KLIA registered an increase of 1.7% while domestic aircraft movements registered a growth of 0.4%.

Passenger movements at MASB Airports declined by 4.7% year-on-year over May 2017 with 3.0million passenger movements in May 2018. International passenger movements increased by 8.9% with 0.6million passengers. ASEAN traffic increased by 9.4% to 0.4million passengers while non-ASEAN traffic increased by 8.2% with 0.2million passengers. Domestic traffic declined by 7.6% with 2.4million passengers in May 2018. Aircraft movements in May 2018 declined by 4.8%, mainly contributed by domestic movements that contracted by 7.4%. International aircraft movements registered a growth of 12.3% over May 2017.

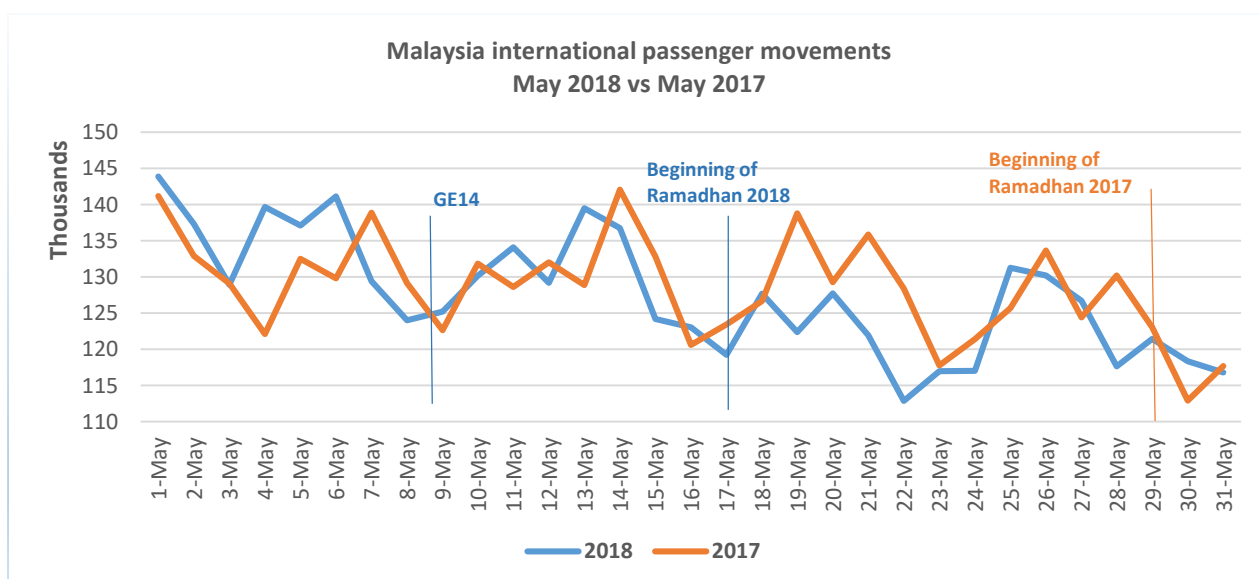
Istanbul SGIA passengers grew by 1.5% in May 2018 over the same period last year to 2.7million passengers. International passengers increased by 0.9% to 0.9million passengers while domestic increased by 1.7% to 1.9million passengers. Total aircraft movements increased by 2.9%, with both international and domestic aircraft movements recording 3.7% and 2.5% increase respectively.

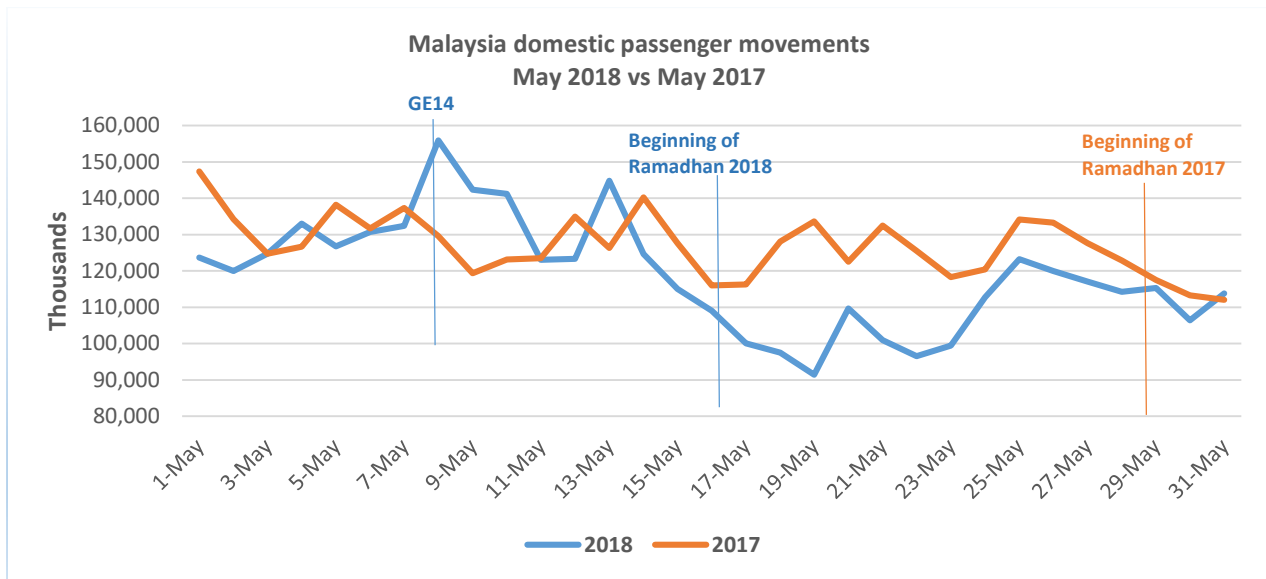
Overview of traffic

The decline in passenger traffic for May 2018 was mainly due to a more subdued air travel demand during the Ramadhan fasting season which began on 17th May 2018 and the absence of school holidays that generally falls on the last week of May. The 2-week school holidays in 2018 was scheduled to June 2018 (11 – 24 June) to coincide with the Eid al-Fitr festival season that is expected to fall on 15 and 16 June 2018. The downward trend in traffic was similar to the decline experienced in 2017 and in previous years during Ramadhan.



Most of the airports in Malaysia registered positive growth in passenger movements YTD May 2018 over YTD May 2017, with exceptions for 8 domestic airports. The decline in passenger movements at these 8 airports was partly due to the lower seat capacity offered by the airlines that operated at these airports. North East Asia and South East Asia sectors registered positive growth in passenger traffic for May 2017 while other regions experienced a decline in traffic. International traffic registered lower movements partly due to unexpectedly lesser travel leading up to the 14th Malaysia General Elections (GE14) and also lesser air travel demand during the Ramadhan fasting season. 6% less Malaysians travelled in the international sector in May 2018 compared to May 2017. China and India nationals travel remained in the positive range.





The decline in traffic during GE14 is unusual based on previous General Elections trends. The decline in traffic was further aggravated by lesser travel during Ramadhan and shift in school holidays date. Moving forward, the reduction in the Goods and Services Tax would likely make domestic air travel cheaper. The current airlines schedules filed also indicates some upswing for domestic sector which has been in the negative territory for almost a year. From past IATA studies, global passenger traffic growth remained steady despite fuel price increases. As such the current oil price uptrend would unlikely hamper growth of air travel.

Istanbul SGIA passenger movements was also partly affected by Ramadhan as in previous years. Prior to Ramadhan, Istanbul SGIA registered double-digit growth month-on-month from January to April 2018.

Research and Planning, MAHB

11 June 2018